

**THE AUTHENTIC T-SHIRT COMPANY®  
Pro Team Long Sleeve Tee - S350LS**

**Product Features:**

- 6-oz, 100% polyester jersey knit
- Easy care fabric
- Moisture wicking
- Tagless label
- Long sleeves for additional coverage & protection
- Full length body for active or casual wear
- Cationic dye process resistant to color bleeding

**Adult sizes XS-4XL**

Corresponding styles:

- Y350LS – Pro Team Long Sleeve Youth Tee
- S350 – Pro Team Tee
- L350 – Pro Team Ladies' Tee
- Y350 – Pro Team Youth Tee
- Y355 – Pro Team Youth Short
- S355 – Pro Team Short
- L3520 – Pro Team Ladies' V-Neck Tee
- L3520LS – Pro Team Ladies' V-Neck L/S Tee
- S3519 – Pro Team Home & Away Jersey
- L3519 – Pro Team Home & Away Ladies' Jersey
- Y3519 – Pro Team Home & Away Youth Jersey

**Fabric Detail:**













Topstitching detail at neck, sleeve and bottom hem

Active performance jersey



**Available Colours and PMS Colours**

Textile fabric colours are subject to dye lot variation and will not be exact match to print pantone reference

<p>Black</p>  <p>Black 6C</p>	<p>Coal Grey</p>  <p>Between Cool Grey 10C &amp; Cool Grey 11C</p>	<p>Forest Green</p>  <p>7736C</p>	<p>True Navy</p>  <p>539C</p>	<p>True Red</p>  <p>200C</p>	<p>True Royal</p>  <p>Between 7686C &amp; 7687C</p>	<p>White</p>  <p>N/A</p>
<p>Lime Shock</p>  <p>375C</p>	<p>Gold</p>  <p>1235C</p>	<p>Purple</p>  <p>Little Darker Than 7672C</p>				

Due to the nature of 100% polyester performance fabrics, special care must be taken throughout the screen printing process.

## S350LS - The Authentic T-Shirt Company® Pro Team Long Sleeve Tee

GARMENT MEASUREMENTS								
Size	XS	S	M	L	XL	2XL	3XL	4XL
Chest - <i>Half Measure</i>	19"	20"	22"	23"	24 1/2"	26"	28"	30"
Chest - <i>Full Measure</i>	38"	40"	44"	46"	49"	52"	56"	60"
Body Length from HPS	26"	27"	28"	29"	30"	31"	31 1/2"	32"
Sleeve Length from CB	33 1/4"	34"	34 3/4"	35 1/2"	36 1/4"	37"	37 3/4"	38 1/2"

*Finished measurements in inches. Refer to "How to Measure" guide for detailed information on measurement instructions.*

ADULT General Sizing Guide								
Size	XS	S	M	L	XL	2XL	3XL	4XL
Chest	30"-32"	34"-36"	38"-40"	42"-44"	46"-48"	50"-52"	54"-55"	56"-57"
Waist	26"-29"	29"-32"	32"-35"	35"-38"	38"-41"	41"-44"	44"-47"	47"-50"
Sleeve Length-CB	31"-32"	32"-33 1/2"	34"-35"	35"-36"	36"-37"	37"-38"	38"-39"	38 1/2"-39"



### PRINTING INSTRUCTIONS FOR POLYESTER WICKING FABRICS

Due to the nature of 100% polyester performance fabrics, special care must be taken throughout the printing process. Here are some tips to effectively decorate our performance products.

- Garment temperature must not exceed 320°F or 160°C. Exceeding this temperature will cause the fabric to shrink, become wavy or cause dye migration.
- Dryer temperature and belt speeds must be changed accordingly for polyester fabric.
- If flashing these garments, do not exceed 1-2 seconds. Anything longer may damage the fabric as stated above.
- **Screen Printing:** These garments require the use of poly inks that cure at a lower temperature. A Dyno Grey base blocker on all colours and a second white base blocker on all dark colours are recommended. Please consult your ink supplier for more information.
- Polyester requires a longer cooling time than cotton. Avoid overlap of garments and screen-print/heat transfer until the garments are cooled. Failure to cool the fabric prior to stacking into a printer's fold may cause the fabric and applied ink to stick together.
- **Heat Transfers:** Poly mark heat transfers need to be created with an anti-migration layer in the design. This process can only be done on white or very light colour fabric. Inks used in printing paper design need to be darker than the base fabric or colour will migrate with the fabric colour resulting in a bleeding effect.
- **Sublimation Printing:** As noted for the poly mark heat transfers, this process can only be done on white or very light colour fabric. Inks used in printing paper design needs to be darker than the base fabric or colour will migrate with the fabric colour resulting in a bleeding effect.
- If you heat press these garments, you must adjust the time, temperature and pressure. Failure to do so may damage the fabric as stated above.
- A test sample run is recommended, especially if you have a large order or if your printer does not specialize in printing on performance fabrics.